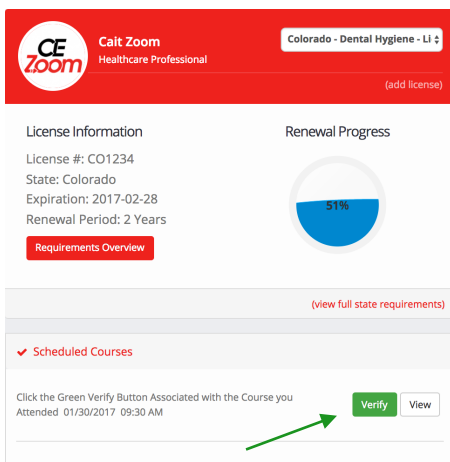


# Pre-Registered Attendee's

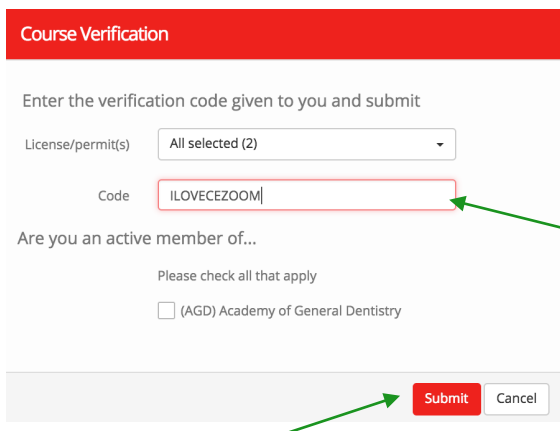
(Attendee's that registered w/in CE Zoom prior to the conclusion of the course)

## How to Verify & Receive your CE Certificate:

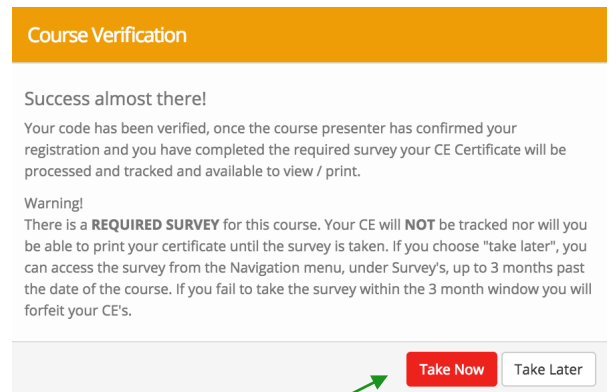
1. Log into your CE Zoom account
2. From your Dashboard click the green verify button associated with the course you attended



3. Enter your verification code & submit



4. Take your Survey



5. Your CE Certificate will be deposited into your CE Zoom account once your attendance has been confirmed. To view/print click on "Records" then "Manage CE's" or Transcript

